



O




s




Z




R




V




N




Q




U



M



P



T


W

X

Y

Z

Laminate the alphabet and make one row or strip of letters in each color by cutting and then taping the colored sections together. When teaching the whole alphabet, connect all five strips by placing them next to each other.



Use this pot of gold picture for Activity 6